

★ ☆ ☆ ☆ **STORY MAP** ☆ ☆ ☆ ☆

Student's Name: _____

Title: _____

Author: _____

Illustrator: _____

Setting: _____

Characters: _____

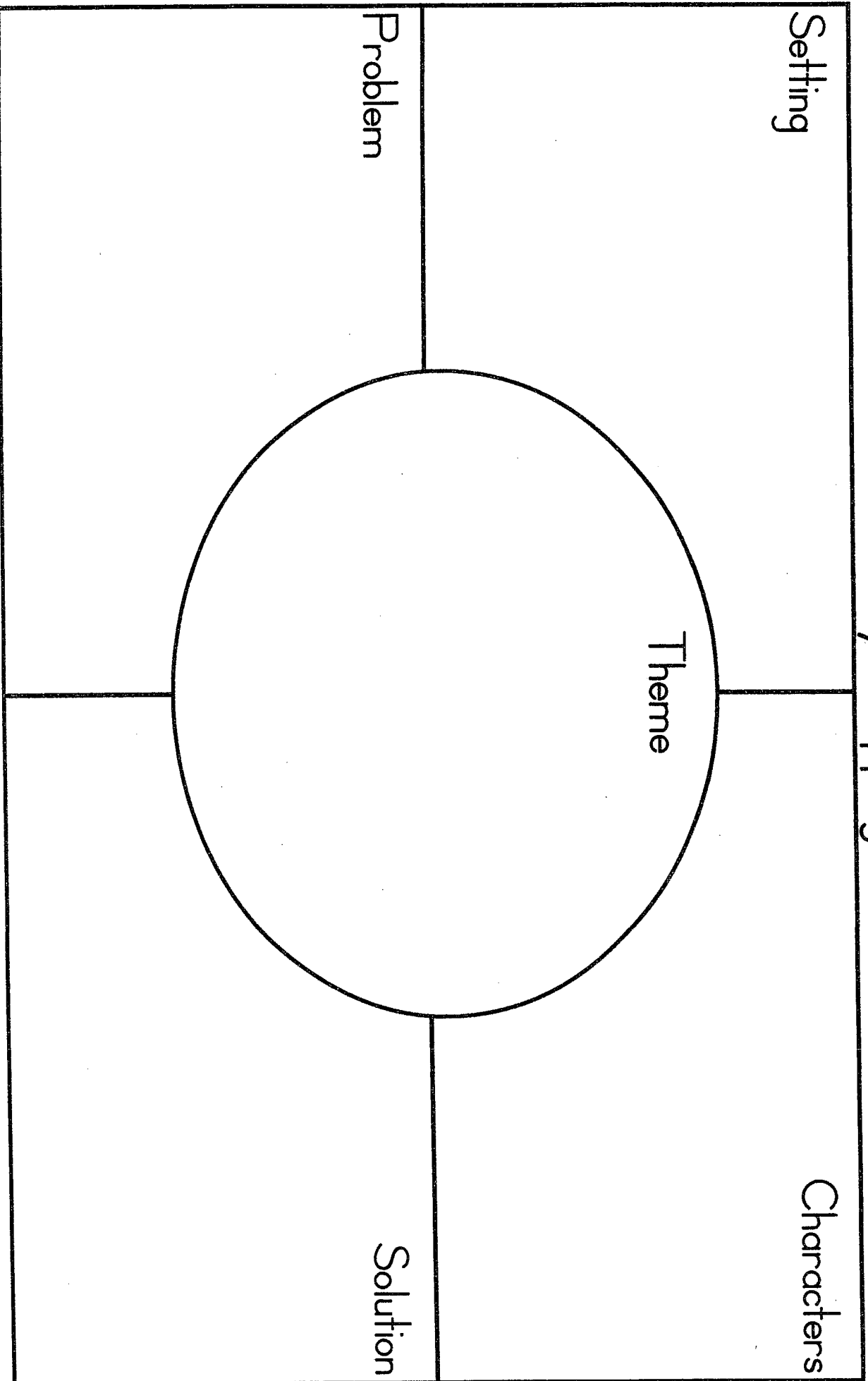
Beginning: _____

Middle: _____

End: _____

Reader's Conclusion (Problem/Solution): _____

Story Mapping



Name

Date

GRAPHIC ORGANIZER

Making Inferences

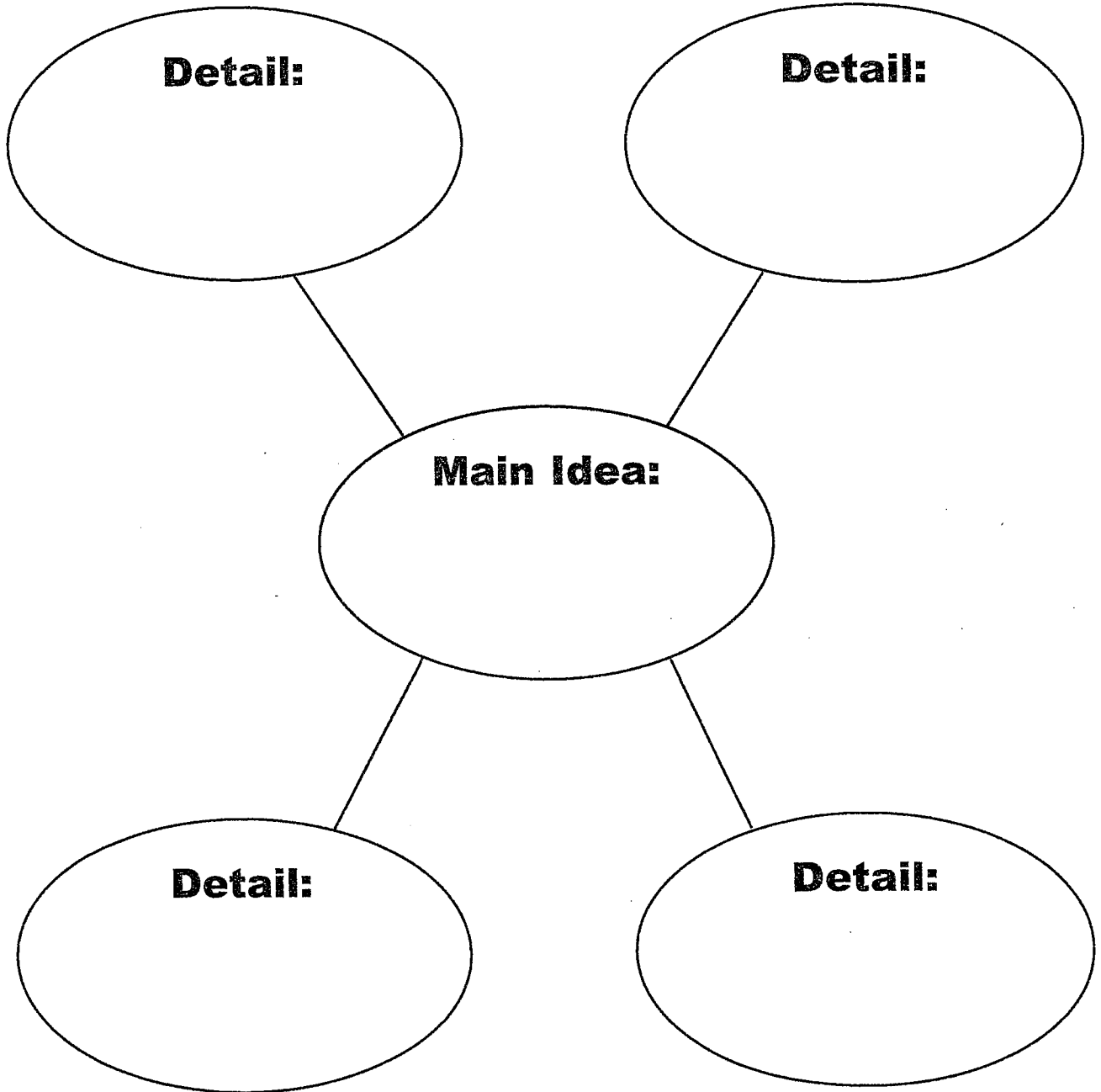
Story Clues + What I Know = Inference

Name

Date

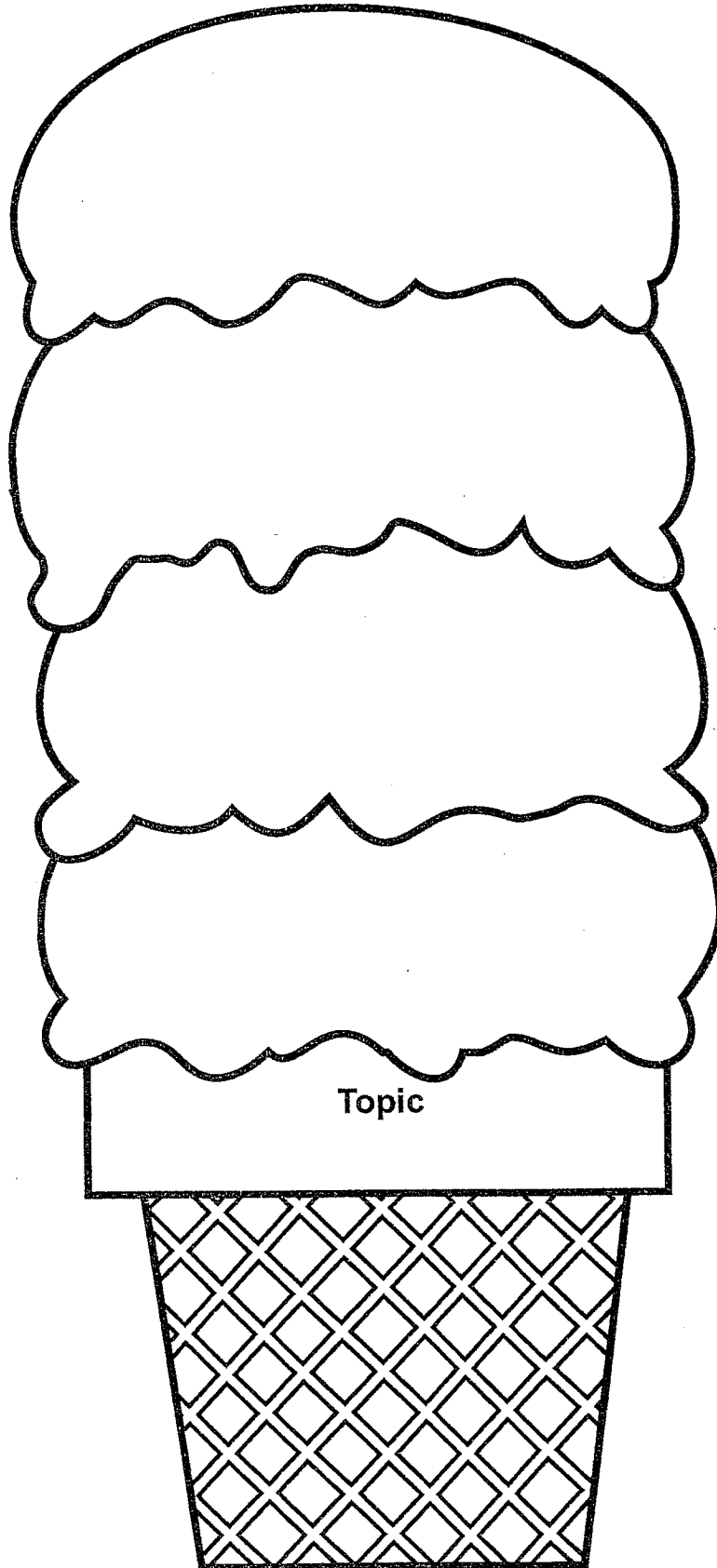
GRAPHIC ORGANIZER

Main Idea and Supporting Details



Ice-Cream Cone

Write your topic on the cone. Add details in order on each scoop.

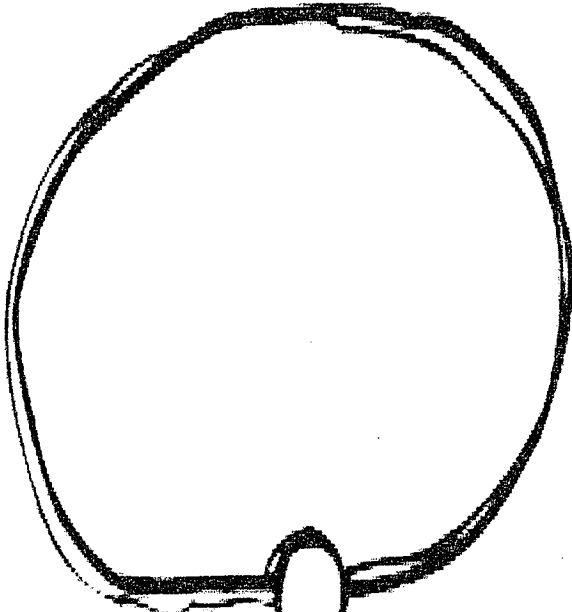


Making Inferences




Name: _____

Think about what you know, and use what the author tells you to make inferences.


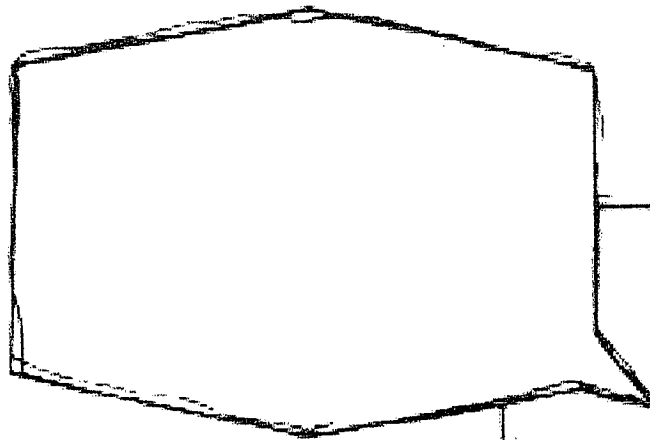
My Schema:
What I Know



Clues I Found
in the Story



What I Infer



Name: _____

Ask Questions

Questions	Answers
Before Reading	
During Reading	
After Reading	


Name: _____

Date: _____

Pre-reading Pondering

Title: _____

I wonder...



I know...





Name: _____ Date: _____

Think It Over



Title: _____

Read the title and skim the book.

What I think about when I read the title:



Words I think about
before I read:



Name: _____ Date: _____

Predict & Check

Title: _____

Predict

After Reading

A1

A2

p. _____

p. _____

B1

B2

p. _____


p. _____

Name: _____ Date: _____

The Proof Is in the Character

Title: _____

Draw the character.



Character Traits

A. _____
B. _____


Proof

A. _____

B. _____





Name: _____ Date: _____

Character Connection



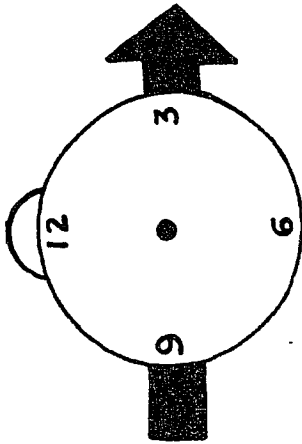
Character: _____

Title: _____

	page(s)	Proof. Write or draw.
happy 		
sad 		
surprised 		
_____ _____ _____ 		

Name: _____ Date: _____

Character Change



_____ Title

_____ character's name

In the beginning...

In the end...

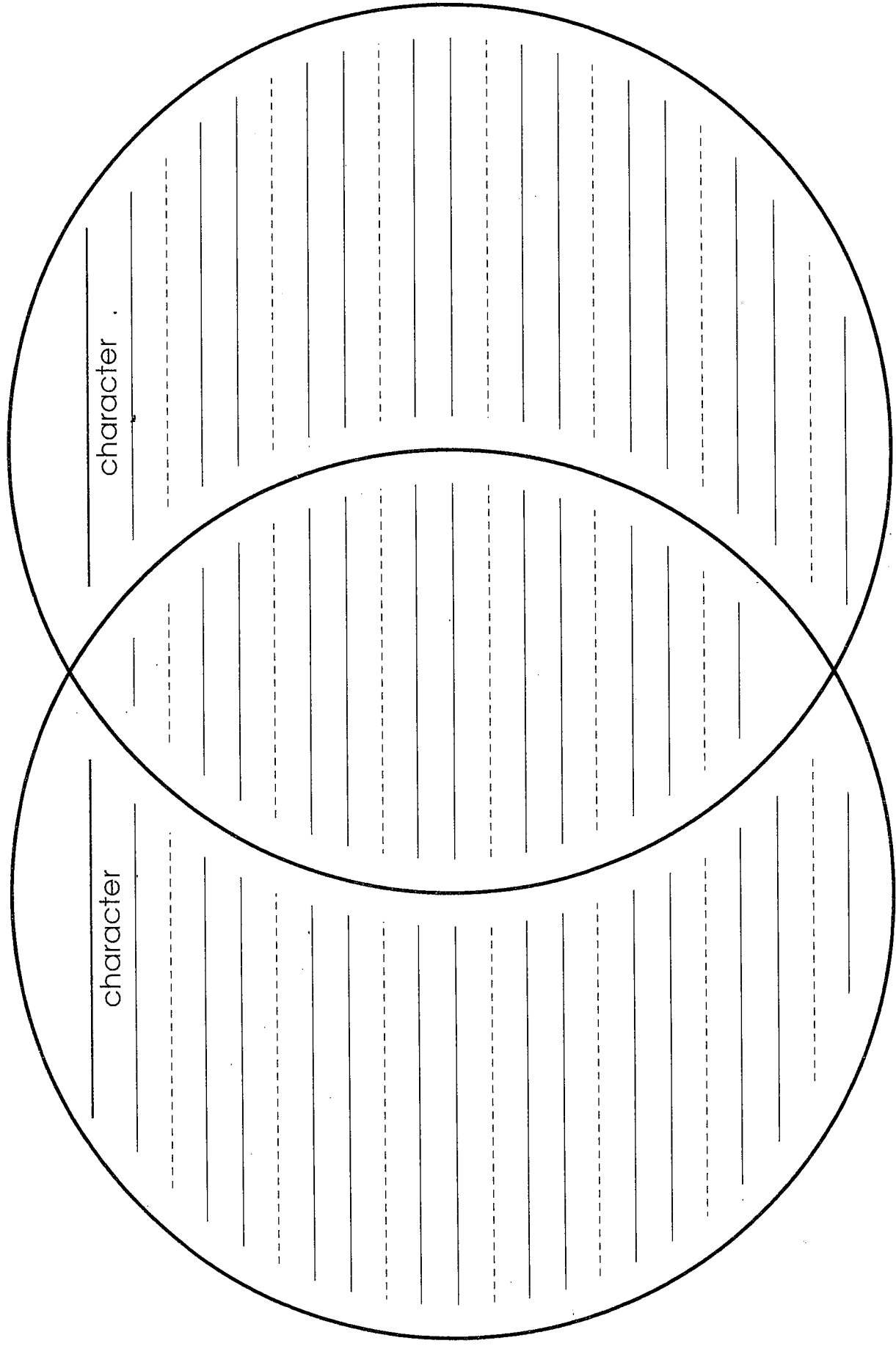
Handwriting practice area for the beginning of the story, consisting of ten vertical lines within a wavy border.

Handwriting practice area for the end of the story, consisting of ten vertical lines within a wavy border.

Name: _____ Date: _____

Same & Different

Title: _____



Name: _____ Date: _____

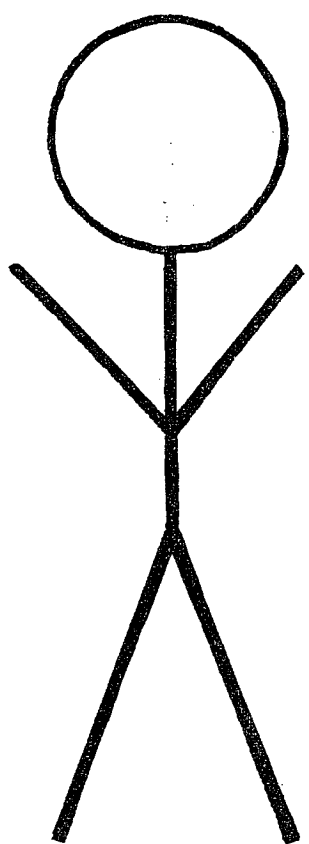
Character Report

Title: _____

Character: _____

verbs
actions the
character does

Handwriting practice area for verbs, featuring a wavy top line, a solid top line, a dashed middle line, and a solid bottom line, repeated eight times.







adjectives
words that describe the
character

Handwriting practice area for adjectives, featuring a wavy top line, a solid top line, a dashed middle line, and a solid bottom line, repeated eight times.

Name: _____ Date: _____

Character Columns

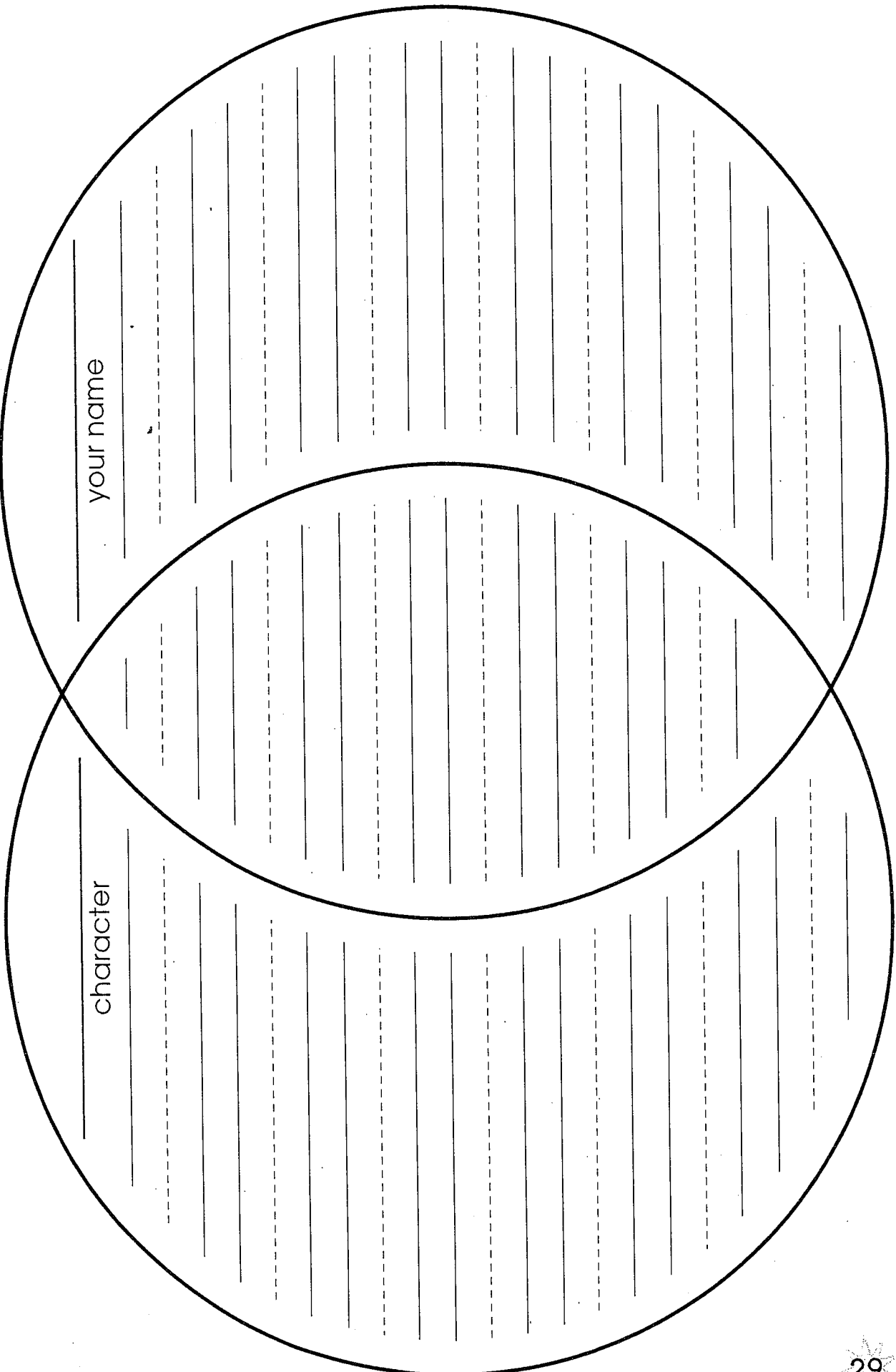
Title: _____ Character: _____

* sees 	* <i>is</i> does 	* feels 	* thinks 

Name: _____ Date: _____

Character Comparison

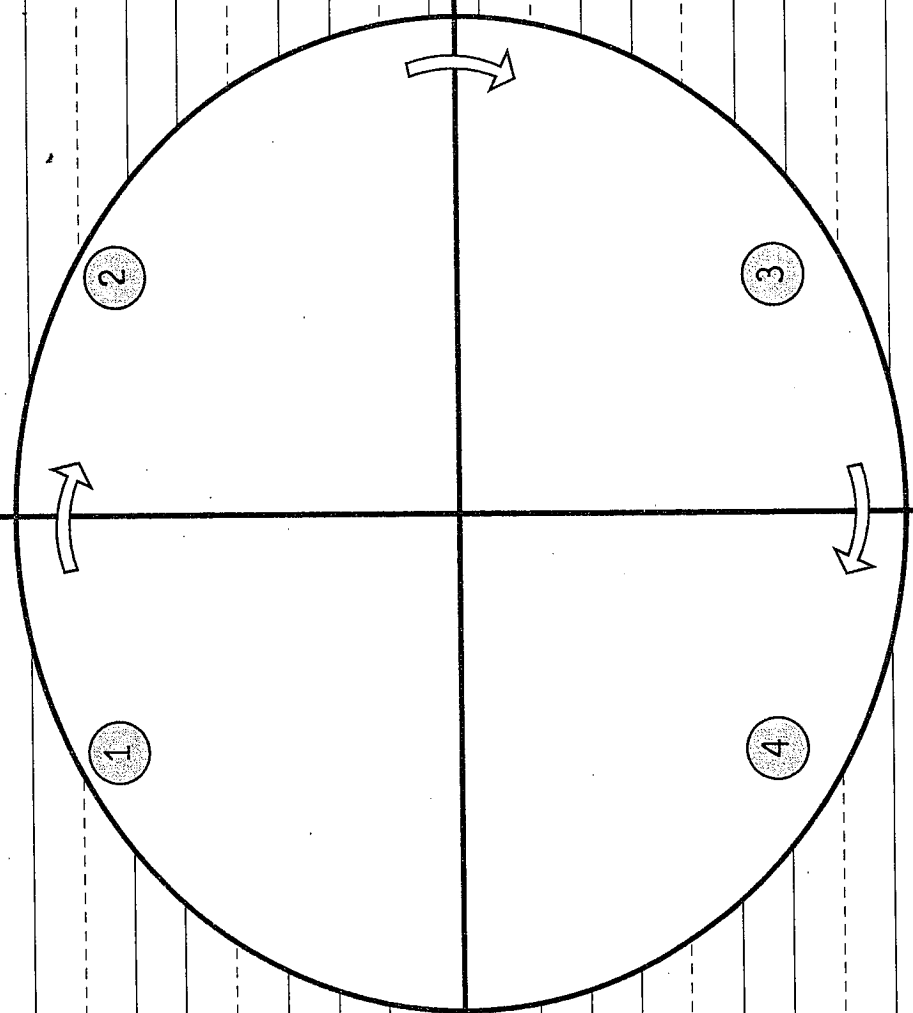
Title: _____



Name: _____ Date: _____

Sequence Circle

Title: _____



Name: _____ Date: _____

Time Passes

Title: _____

<p>★ BEGINNING ★</p> <p>now <input type="checkbox"/> past <input type="checkbox"/> future <input type="checkbox"/></p>	<p>★ MIDDLE ★</p> <p>now <input type="checkbox"/> past <input type="checkbox"/> future <input type="checkbox"/></p>	<p>★ MIDDLE ★</p> <p>now <input type="checkbox"/> past <input type="checkbox"/> future <input type="checkbox"/></p>	<p>★ END ★</p> <p>now <input type="checkbox"/> past <input type="checkbox"/> future <input type="checkbox"/></p>
_____	_____	_____	_____
_____	_____	_____	_____
_____	_____	_____	_____
_____	_____	_____	_____
_____	_____	_____	_____
_____	_____	_____	_____
_____	_____	_____	_____
_____	_____	_____	_____
_____	_____	_____	_____
_____	_____	_____	_____

Name: _____

Date: _____

Balloon Retelling

Title: _____

Middle

Beginning

End

Name: _____ Date: _____

Story Map

Title: _____

Characters

Setting

Problem (conflict)

Problem Fixed (resolution)

Name: _____ Date: _____

Beginning...Middle...End

Title: _____

In the beginning...

Handwriting practice lines for the beginning section, consisting of four sets of solid top and bottom lines with a dashed midline.

In the middle...

Handwriting practice lines for the middle section, consisting of four sets of solid top and bottom lines with a dashed midline.


In the end...

Handwriting practice lines for the end section, consisting of four sets of solid top and bottom lines with a dashed midline.

Name: _____ Date: _____

An Important Point

Book/Topic: _____



Name: _____ Date: _____

Scoops of Details

Title: _____

Detail

Detail

Detail

#

#





#

The main idea is...

Name: _____ Date: _____

Main Idea Celebration


Title: _____

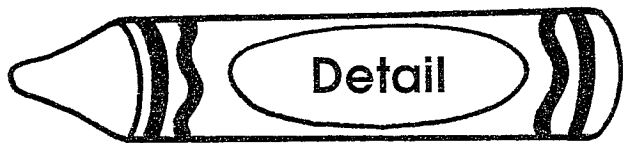


Name: _____ Date: _____

The Main Idea Box

Title: _____

MAIN IDEA 






Name: _____ Date: _____


Wondrous, Wondrous Words!

Title: _____

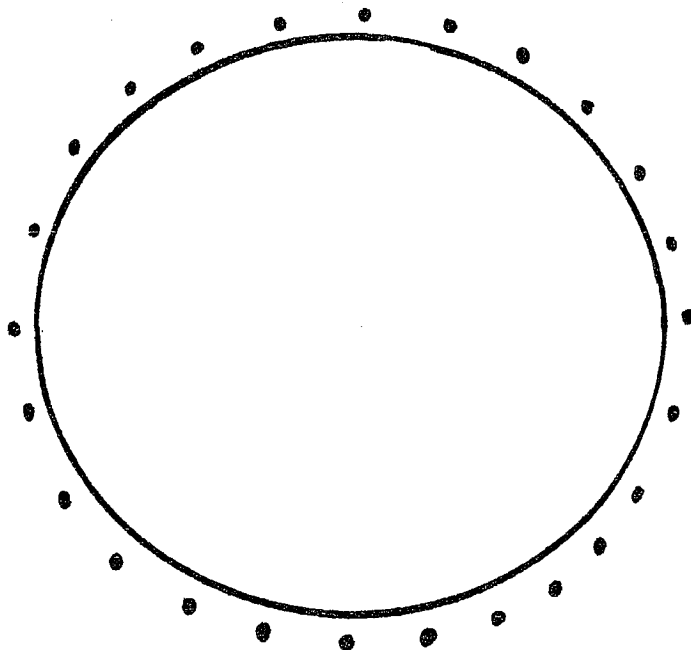

**Author's
Purpose**



Wondrous Words



Personal Response

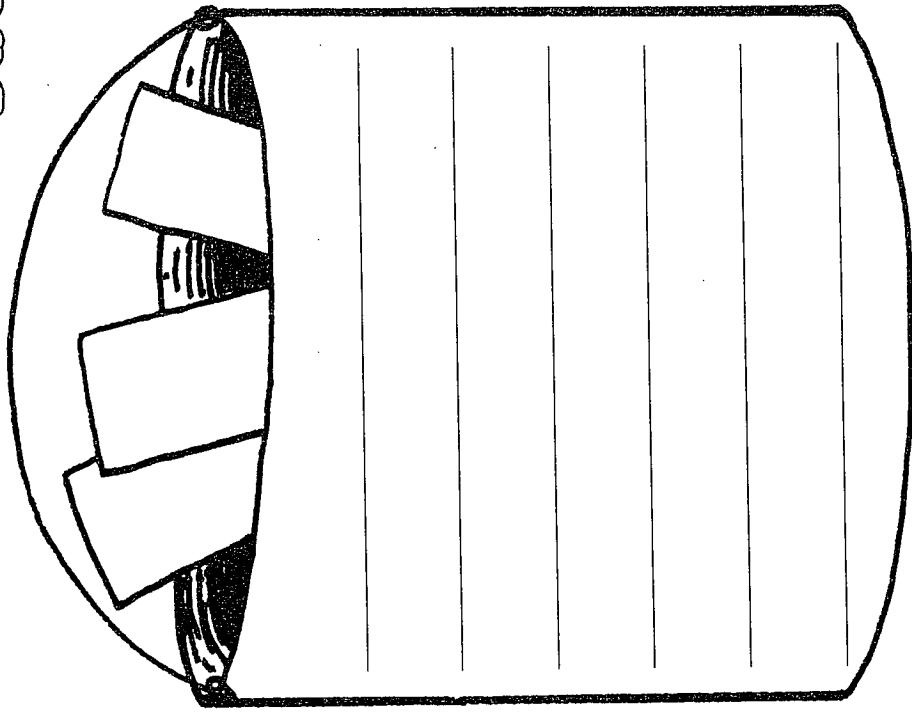


Name: _____

Date: _____

Bucket of Words

Title: _____



I think it means...

Other words it reminds me of...

It means...

Word:


Name: _____

Date: _____

I Wonder...


Title: _____

page




I wonder...

page



I wonder...

end
of
story



I wonder...

Name: _____ Date: _____


Question It!

Title: _____

Who?



What?




Where?



When?



Why?



Name: _____

Date: _____

Let's Compare!

Title: _____

Title: _____

Author: _____

Author: _____

	Same	
--	-------------	--

Name: _____

Date: _____

Deep Thinkers

Write any words, phrases, or questions that come to mind before, during, or after reading.

Topic/Title: _____

Words/Phrases

Questions/Predictions

Name: _____

Date: _____

What It Means to Me

Title: _____

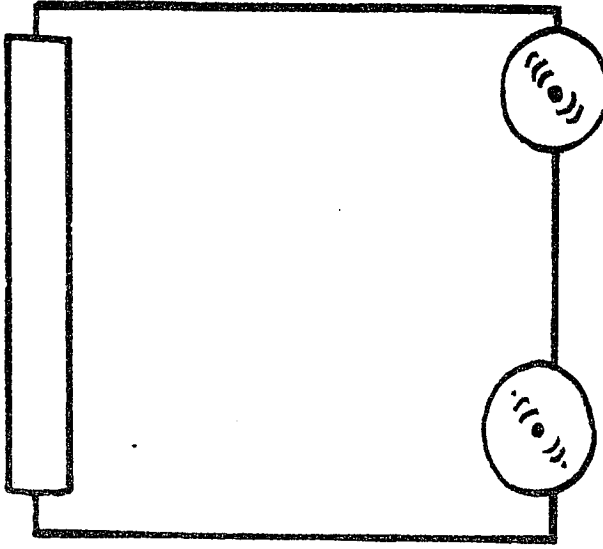
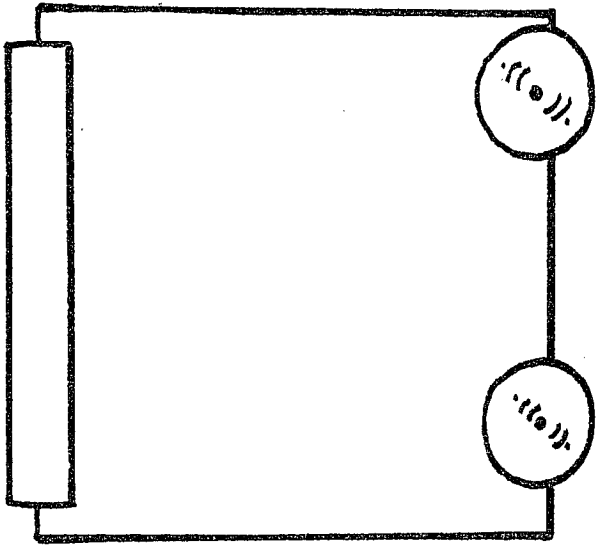

A large rectangular box with a decorative, wavy border and small stars at the corners, intended for a drawing or illustration.

Name: _____

Date: _____

All Aboard!

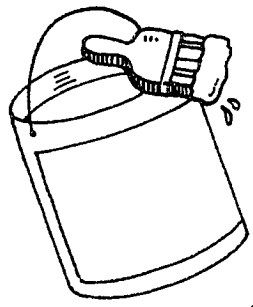
Title: _____




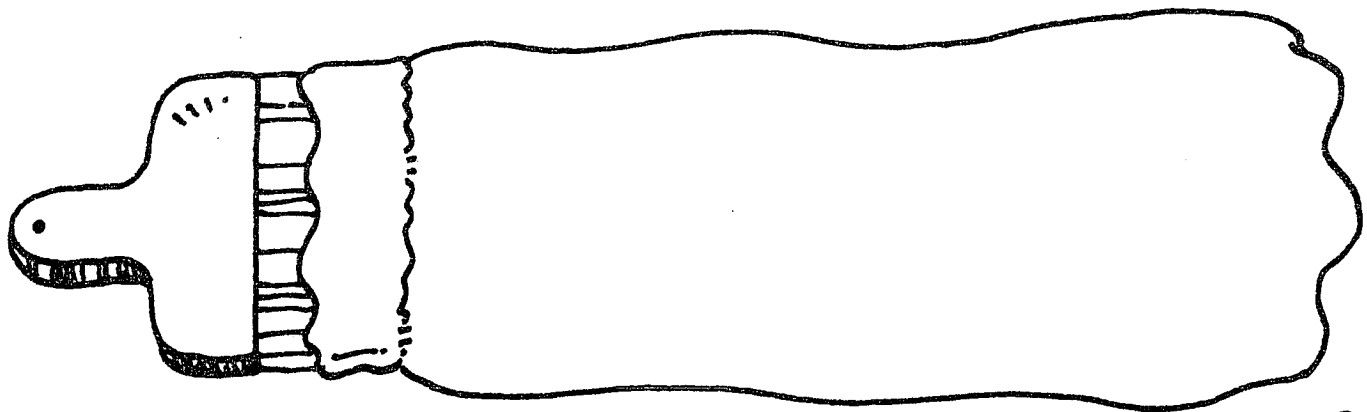
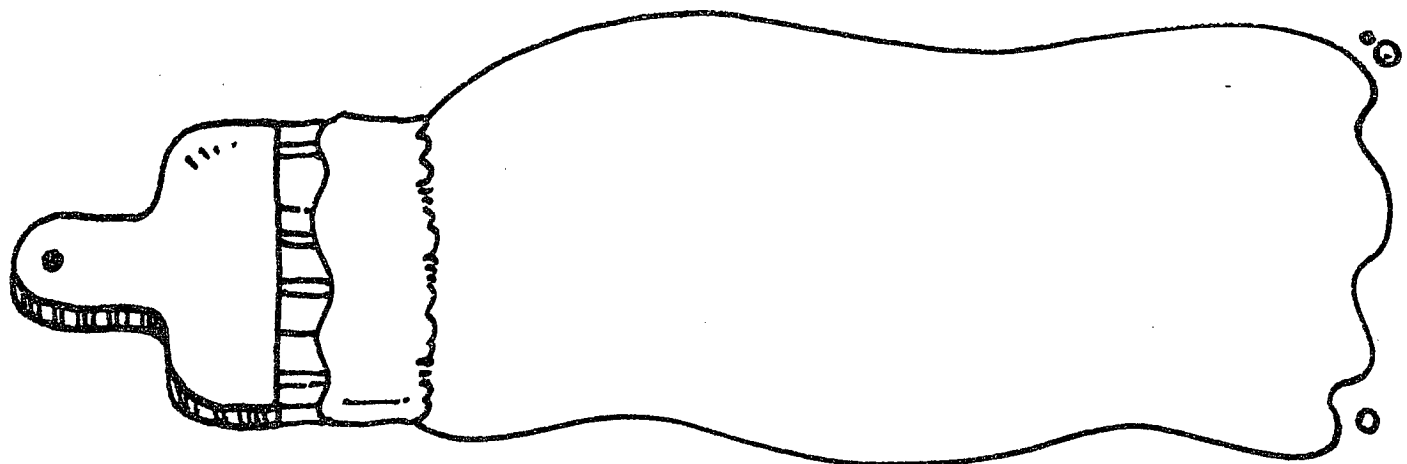

Handwriting practice area consisting of three rows of lines. Each row has a solid top line, a dashed middle line, and a solid bottom line.

Name: _____ Date: _____

Stroke of Information



Title: _____




Name: _____

Date: _____

My Favorite Things

Title: _____

My favorite character word part was...



Name: _____ Date: _____

Nonfiction News

Topic: _____



Title: _____

Fact 1

Fact 2

Handwriting practice area for Fact 1, consisting of ten sets of horizontal lines. Each set includes a solid top line, a dashed midline, and a solid bottom line.

Handwriting practice area for Fact 2, consisting of ten sets of horizontal lines. Each set includes a solid top line, a dashed midline, and a solid bottom line.



Name: _____ Date: _____

Nonfiction Vocabulary



Title: _____

Word

Definition

Word

Definition



Name: _____ Title: _____ Date: _____

Setting

